

Two Level Morphology

Alexander Fraser
fraser@cis.uni-muenchen.de

CIS, Ludwig-Maximilians-Universität München

Computational Morphology
SoSe 2017
2017-06-21

Outline

- Today we will briefly discuss two-level morphology
- Then Luisa will present an exercise showing how to use these concepts

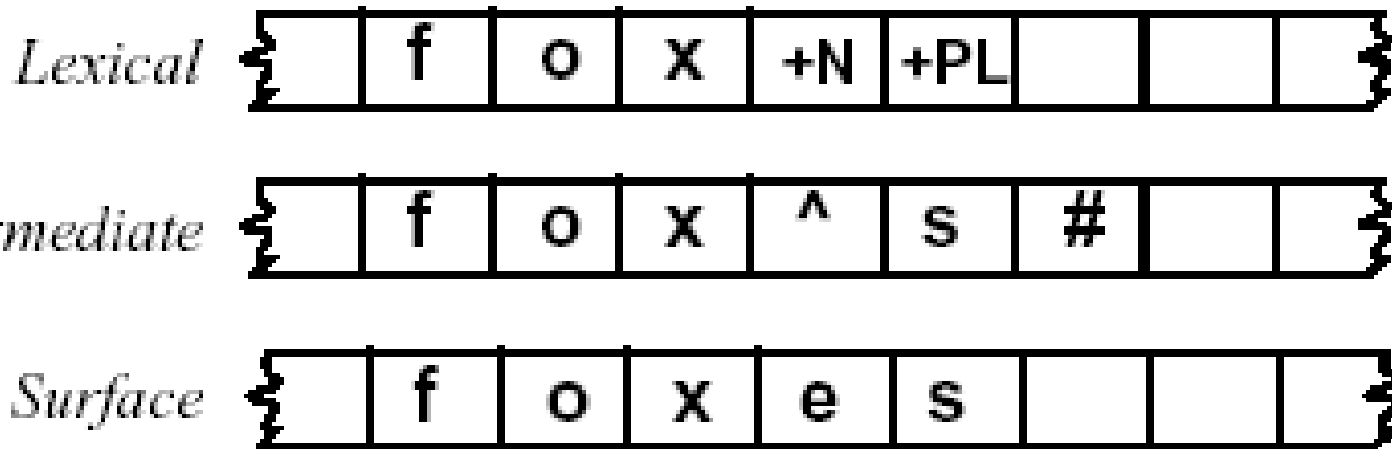
Credits

- Adapted from a lecture by Ching-Long Yeh, Tatung University
- Which was adapted from:
- Chapter 3 Morphology and Finite-State Transducers
- *Speech and Language Processing*
- *An Introduction to Natural Language Processing, Computational Linguistics, and Speech Recognition*
- Daniel Jurafsky and James H. Martin

Two-Level Morphology

- Two-level morphology is a key idea for dealing with morphology in a finite state framework
- The critical generalization is that it is difficult to deal with things like orthographic rules in English with a single transducer
- The key to making this work will be to use **two transducers**
- Recall that we can **compose** transducers
 - Composing intuitively means we feed the output of the first transducer as the input to the second transducer

Why two levels?



- Let's talk about generation: going from lexical to surface levels
- The intermediate level captures morpheme segmentation
 - ^ means morpheme segmentation. # means end of word
- Working with an intermediate representation is powerful, it lets us deal with variation in a compact way
 - We will handle orthographic generation of the English plural
 - For instance, dog -> dogs, but fox -> foxes

3.2 Finite-State Morphological Parsing

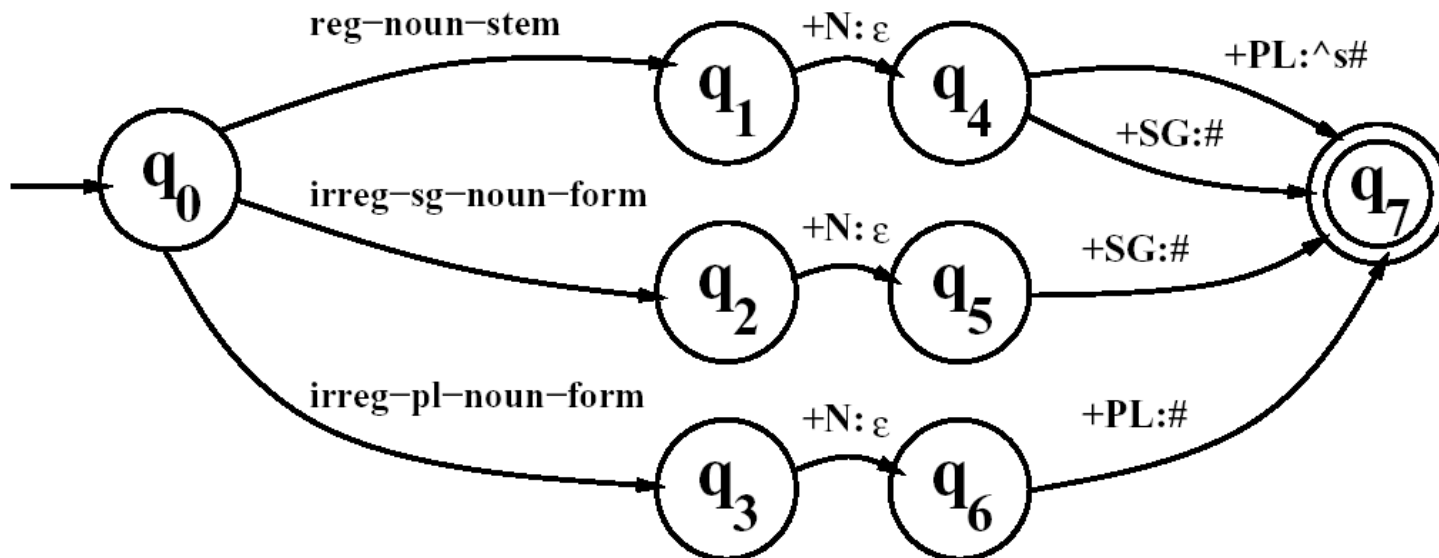
Morphological Parsing with FST

- Composition is useful because it allows us to take two transducers than run in series and replace them with one complex transducer.

- $T_1 \circ T_2(S) = T_2(T_1(S))$

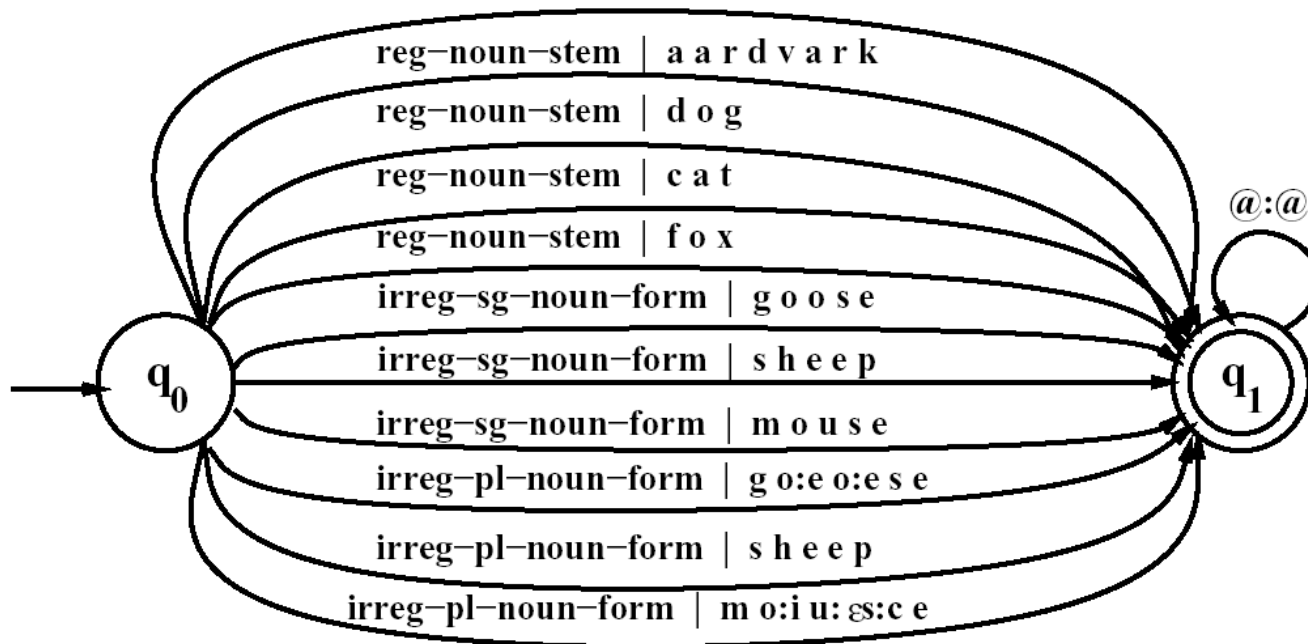
Reg-noun	Irreg-pl-noun	Irreg-sg-noun
fox	g o:e o:e s e	goose
cat	sheep	sheep
fog	m o:i u:es:c e	mouse
aardvark		

A transducer for English nominal number inflection T_{num}



3.2 Finite-State Morphological Parsing

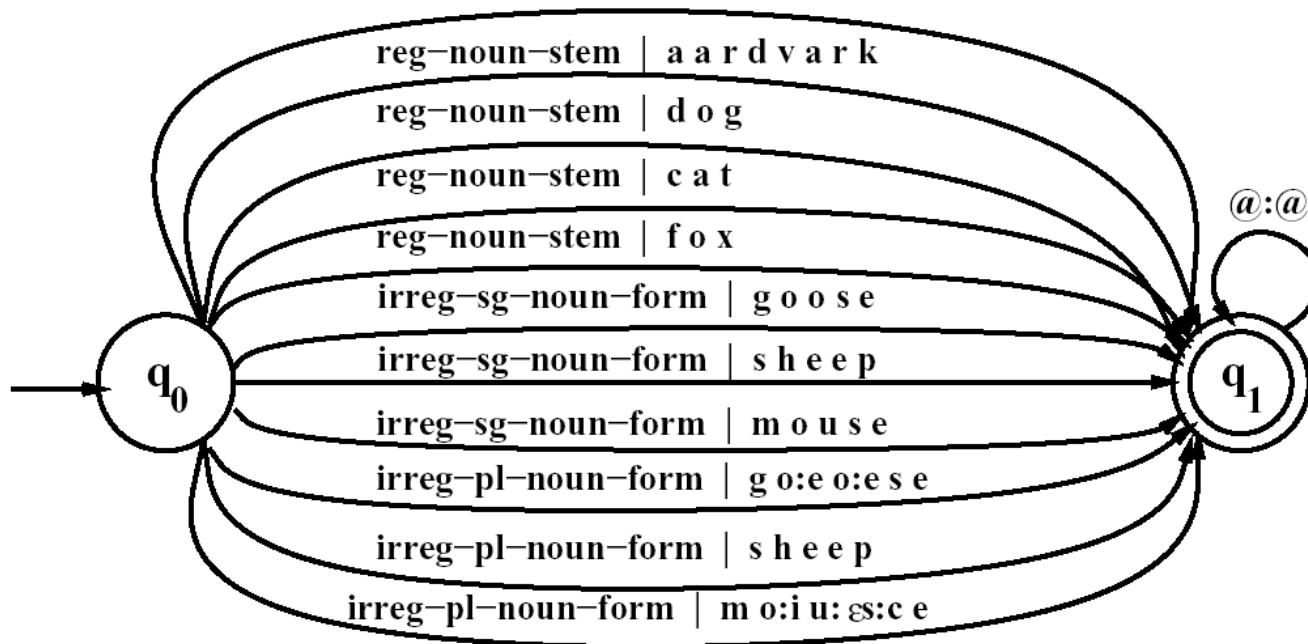
Morphological Parsing with FST



The transducer T_{stems} , which maps roots to their root-class

3.2 Finite-State Morphological Parsing

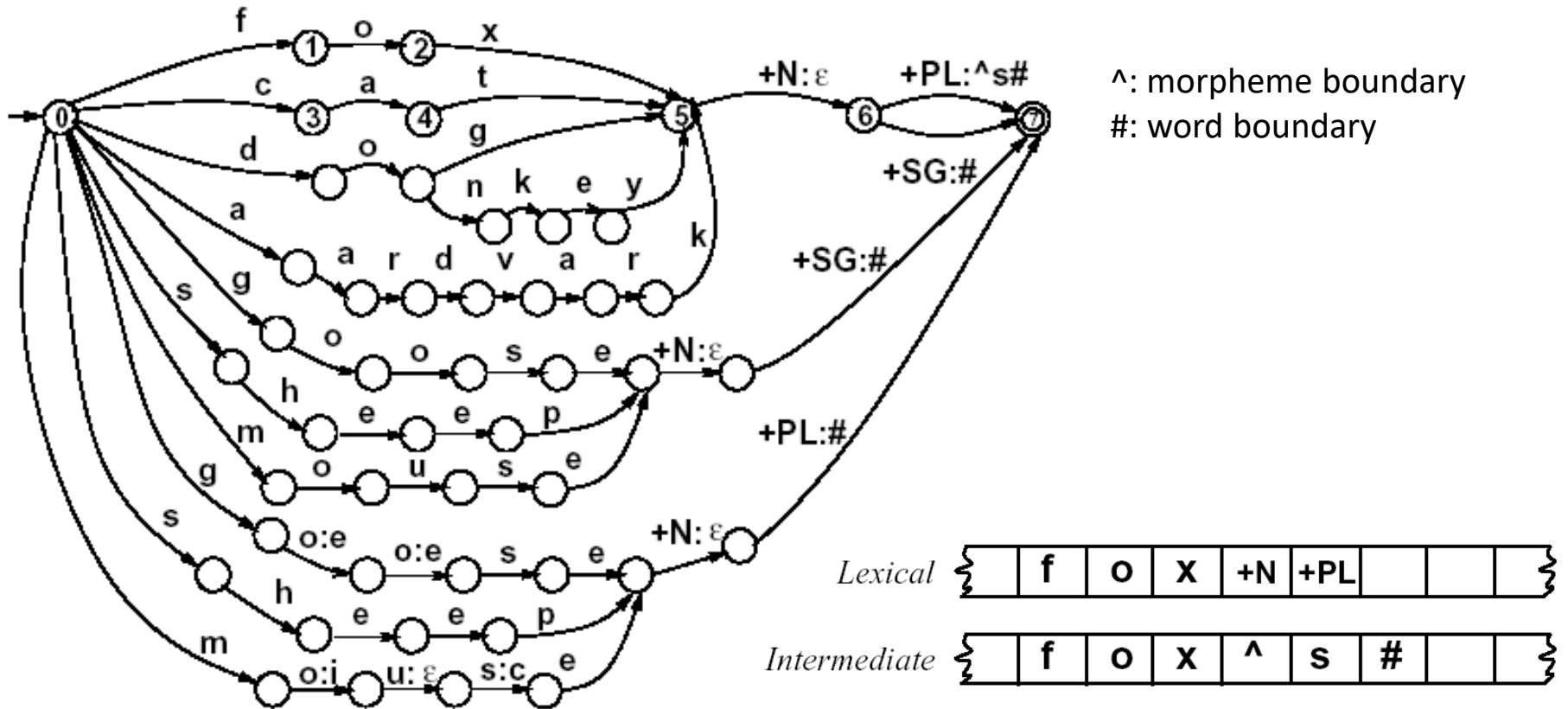
Morphological Parsing with FST



The transducer T_{stems} , which maps roots to their root-class

3.2 Finite-State Morphological Parsing

Morphological Parsing with FST



A fleshed-out English nominal inflection FST

$$T_{lex} = T_{num} \circ T_{stems}$$

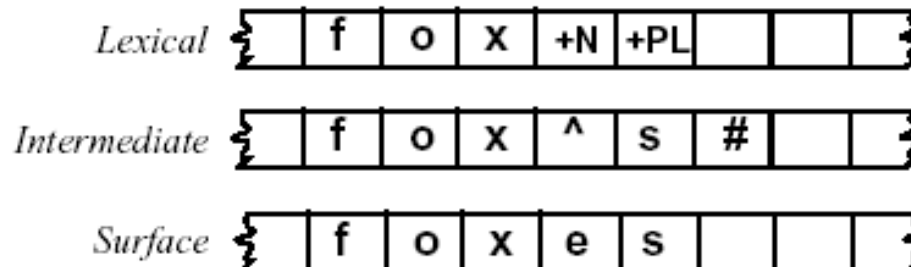
3.2 *Finite-State Morphological Parsing*

Orthographic Rules and FSTs

- **Spelling rules (or orthographic rules)**

Name	Description of Rule	Example
Consonant doubling	1-letter consonant doubled before <i>-ing/-ed</i>	beg/begging
E deletion	Silent e dropped before <i>-ing</i> and <i>-ed</i>	make/making
E insertion	e added after <i>-s, -z, -x, -ch, -sh</i>, before <i>-s</i>	watch/watches
Y replacement	<i>-y</i> changes to <i>-ie</i> before <i>-s, -i</i> before <i>-ed</i>	try/tries
K insertion	Verb ending with <i>vowel + -c</i> add <i>-k</i>	panic/panicked

- These spelling changes can be thought as taking as input a simple concatenation of morphemes and producing as output a slightly-modified concatenation of morphemes.



3.2 *Finite-State Morphological Parsing*

Orthographic Rules and FSTs

- “insert an e on the surface tape just when the lexical tape has a morpheme ending in x (or z , etc) and the next morphemes is $-s$ ”

$$\varepsilon \rightarrow e / \left\{ \begin{array}{c} x \\ s \\ z \end{array} \right\} \wedge _ s \#$$

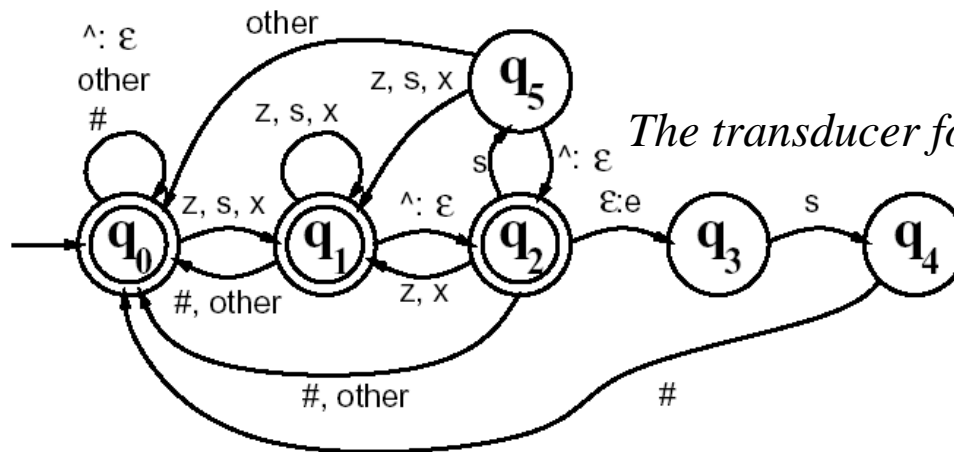
- “rewrite a as b when it occurs between c and d ”

$$a \rightarrow b / c _ d$$

- This syntax is from the seminar paper of Chomsky and Halle (1968)
- Note that \wedge is used as a morpheme boundary, and $\#$ means that we talking about a word-final “-s”

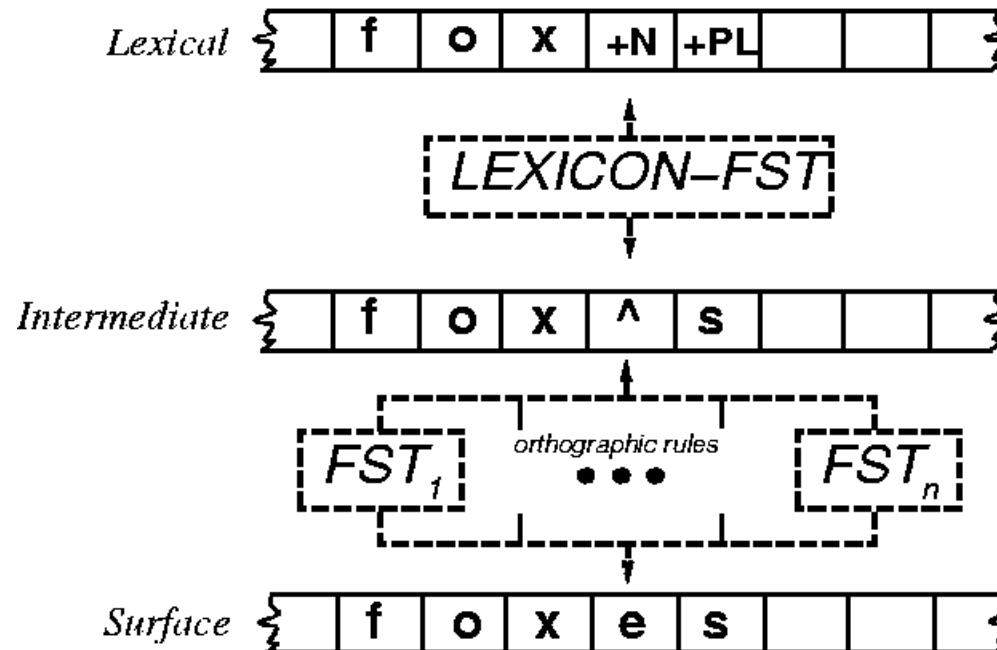
3.2 Finite-State Morphological Parsing

Orthographic Rules and FSTs

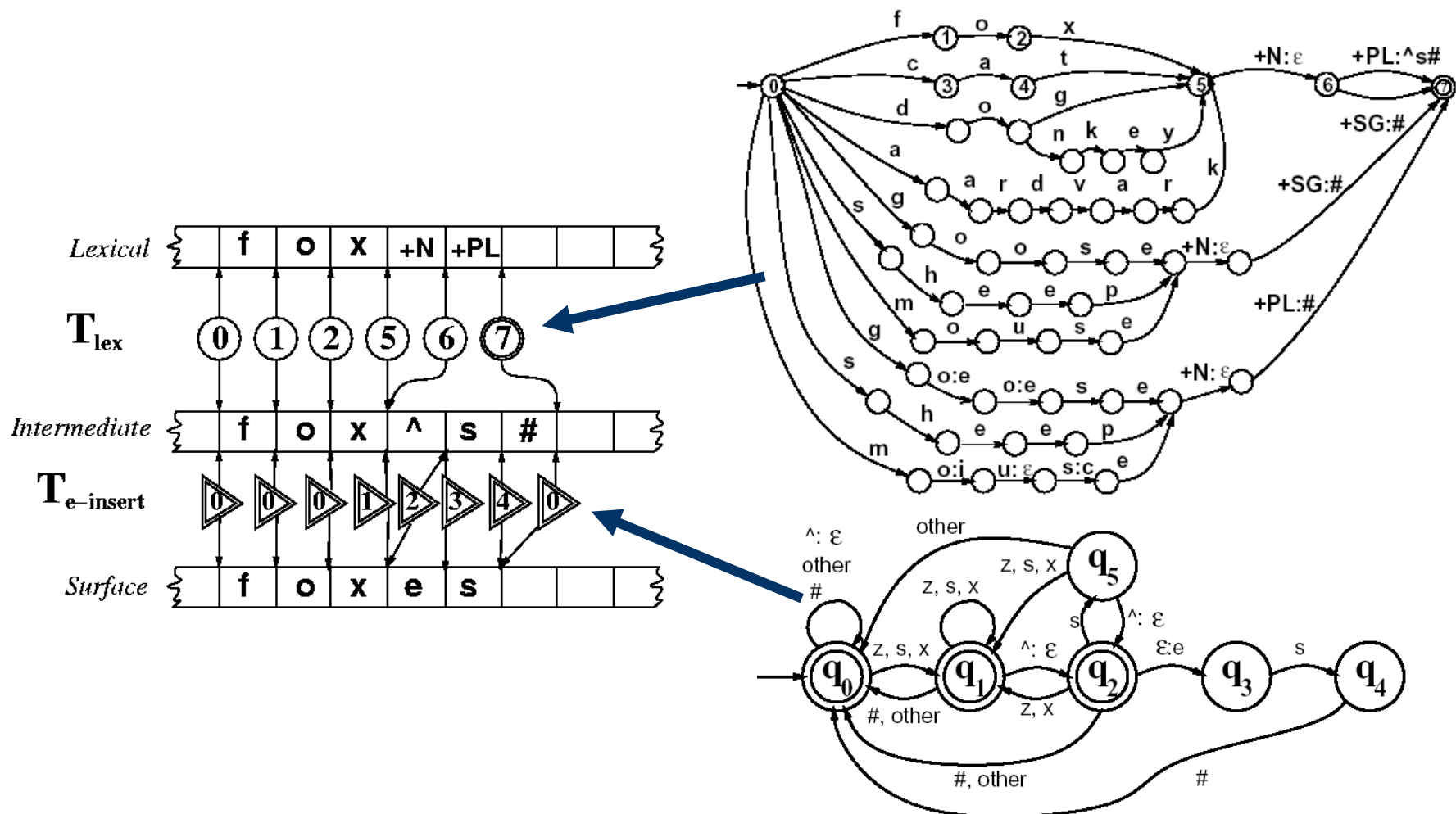


State \ Input	s : s	x : x	z : z	^ : ε	ε : e	#	other
q0:	1	1	1	0	-	0	0
q1:	1	1	1	2	-	0	0
q2:	5	1	1	0	3	0	0
q3	4	-	-	-	-	-	-
q4	-	-	-	-	-	0	-
q5	1	1	1	2	-	-	0

3.3 Combining FST Lexicon and Rules



3.3 Combining FST Lexicon and Rules



3.3 Combining FST Lexicon and Rules

- The power of FSTs is that the exact same cascade with the same state sequences is used
 - When the machine is generating the surface form from the lexical tape, or
 - When it is parsing the lexical tape from the surface tape.
- Parsing can be slightly more complicated than generation, because of the problem of **ambiguity**
 - For example, *foxes* could be $f_{0x} +V +3SG$ as well as $f_{0x} +N +PL$
- This shows that thinking about implementing generation might be easier than thinking about implementing parsing
 - We can use our composed transducers in both directions

Summary

- Two-level morphology depends on using two composed transducers to capture complex morphological phenomena
- The example we looked at involved the orthography of realizing the plural morpheme "-s" in English
- Two-level morphology is the technology behind most morphological analysis systems

- Thank you for your attention